

Information Services Centre for Education

PowerChart and Clinical Application Education for Physicians and Medical Trainees

Physicians and Medical Trainees must complete their clinical application education before they are granted access to the PowerChart Electronic Patient Record. This education consists of a series of online eLearning courses followed by mandatory in-class scenario exercises.

Step 1: Complete each of the online eLearning course.

1. Navigate to the Mount Sinai Hospital Learning Management System (LMS)

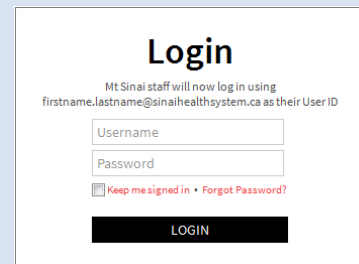
- *This address is accessible from inside or outside the hospital*

<https://mountsinai.myabsorb.ca>

Important: Do not use the **Chrome** internet browser. Use the **Internet Explorer** browser instead. Videos may not be compatible with all versions of Apple devices.

2. Log in to the LMS

- *For Username enter the email address you supplied to Mount Sinai Hospital*
- *For Password enter training*



Login

Mt Sinai staff will now log in using
firstname.lastname@sinaihealthsystem.ca as their User ID

Username

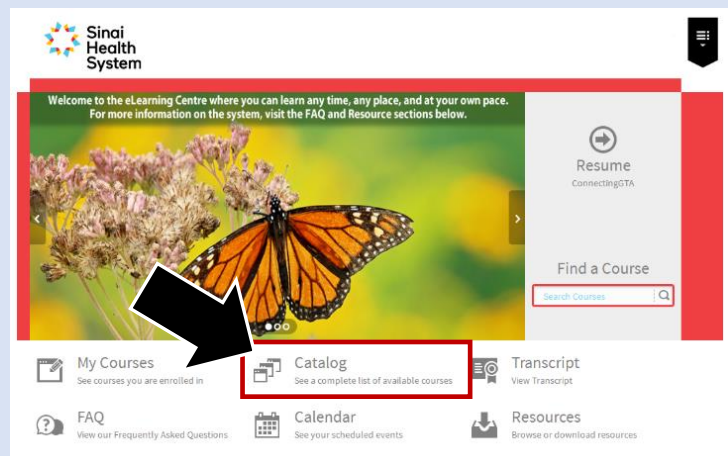
Password

Keep me signed in • [Forgot Password?](#)

LOGIN

3. Open the course Catalog

- *Click **Catalog** to view a list of all MSH online eLearning courses*



Sinai Health System

Welcome to the eLearning Centre where you can learn any time, any place, and at your own pace.
For more information on the system, visit the FAQ and Resource sections below.

Resume
ConnectingGTA

Find a Course
Search Courses

My Courses
See courses you are enrolled in

Catalog
See a complete list of available courses

Transcript
View Transcript

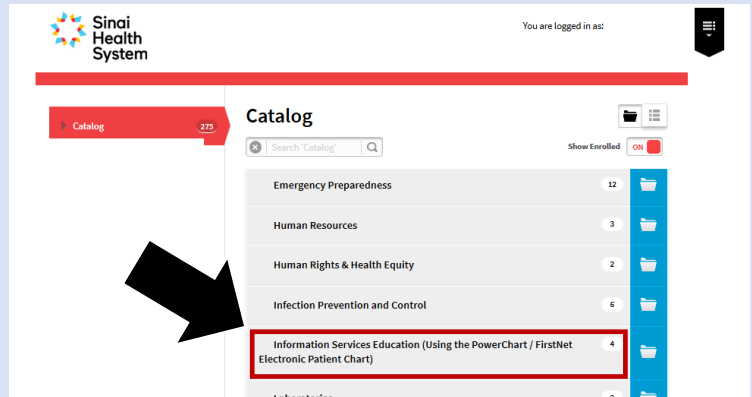
FAQ
View our Frequently Asked Questions

Calendar
See your scheduled events

Resources
Browse or download resources

4. Open the Information Services Centre for Education

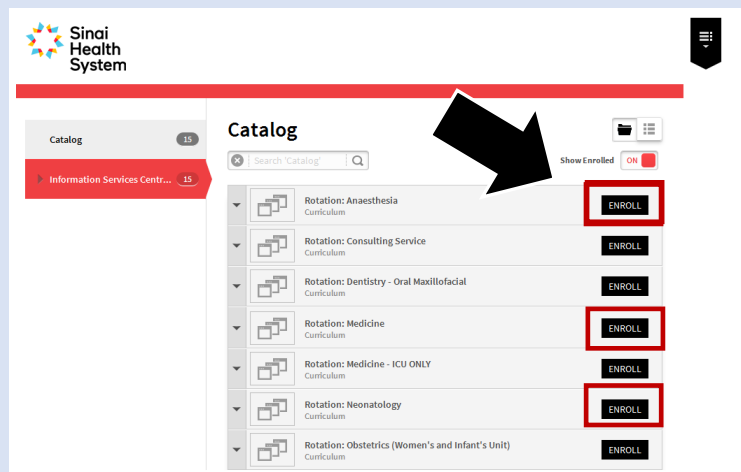
- Click the **Information Services Education (PowerChart & FirstNet)** folder to view a list of clinical application courses



5. Select ALL of the services you will be rotating through this year

***** IMPORTANT TO NOTE *****

- Each rotation has its own curriculum of videos. Click **Enroll & Launch** for **each rotation** you're completing over the next 12 months.
- Online curriculums will take approximately 30-90 minutes or more to complete depending upon unit/service.
- Note:** Where applicable, select a Rotation "combo" course instead of individual rotations.

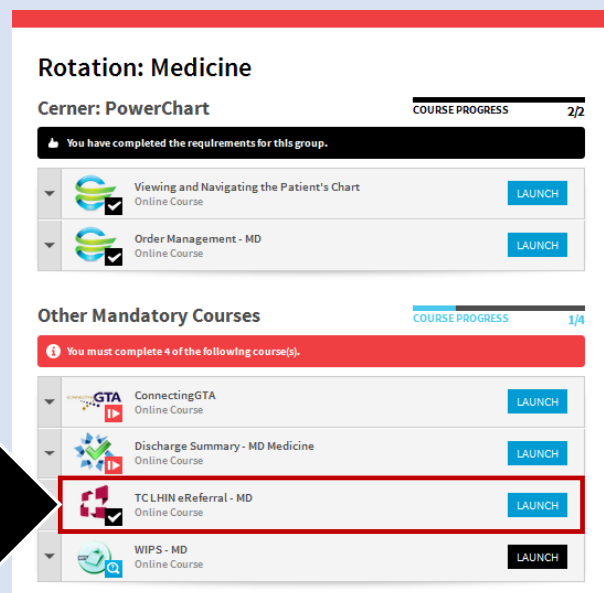


6. Launch each of the courses listed

***** IMPORTANT TO NOTE *****

- Click **Launch** next to each course
- A completed course will be noted with a check mark

A completed course will be noted with a check mark



7. Review each of the videos within the course

- Each course consists of 5-15 individual videos
- Click **Launch** next to each video
- At the end of each video click the **NEXT ACTIVITY** button to advance to the next video.

NEXT ACTIVITY

Viewing and Navigating the Patient's Chart

This course provides a basic introduction to the patient's electronic chart with a focus on navigating and reviewing results and reports. A self assessment is included at the end of the eLearning. The following topics will be covered in detail:

CLICK HERE to view all courses on : Rotation: Medicine

CLICK HERE to view all courses on : Rotation: Consulting Service

Viewing and Navigating the Patient

- ▶ The Patient's Chart **LAUNCH**
- ▶ Viewing Lab Results and Reports **LAUNCH**
- ▶ Viewing Scanned Documents **LAUNCH**
- ▶ Documenting Allergies **LAUNCH**
- ▶ Viewing the MAR Summary **LAUNCH**

Self Assessment

- ▶ Viewing and Navigating the Patient's Chart **LAUNCH**

Step 2: Complete the corresponding in-class scenario exercises

Important: In order to allow sufficient time for account processing, ensure that you have registered **in person** at Medical Education (60 Murray St. 3rd floor) at least **24 hours PRIOR** to coming to class.

Classes are located in the **Mount Sinai Hospital Building** at **600 University** in the **Information Services Center for Education Classroom** (20th floor, Rm. 20-425. You must use the Murray Street elevators to access the 20th floor). Classes are held on a drop in basis (*no appointment necessary*).

Classroom hours:

Day	Classroom Hours
Monday	9:00 am – 12:00 pm & 1:00 pm – 3:00 pm
Tuesday	9:00 am – 12:00 pm & 1:00 pm – 3:00 pm
Wednesday	Closed
Thursday	Closed
Friday	9:00 am – 12:00 pm

2018 July rotation hours:

June 18 - 22	9:00 – 4:00
June 25 – 29	9:00 – 4:00
July 1-2	9:00 – 12:00
July 3 – 6	9:00 – 3:00

At the end of the class you will receive your password.

For assistance, call 416-586-4800 x 2100 or email: Training.MSH@sinaihealthsystem.ca